

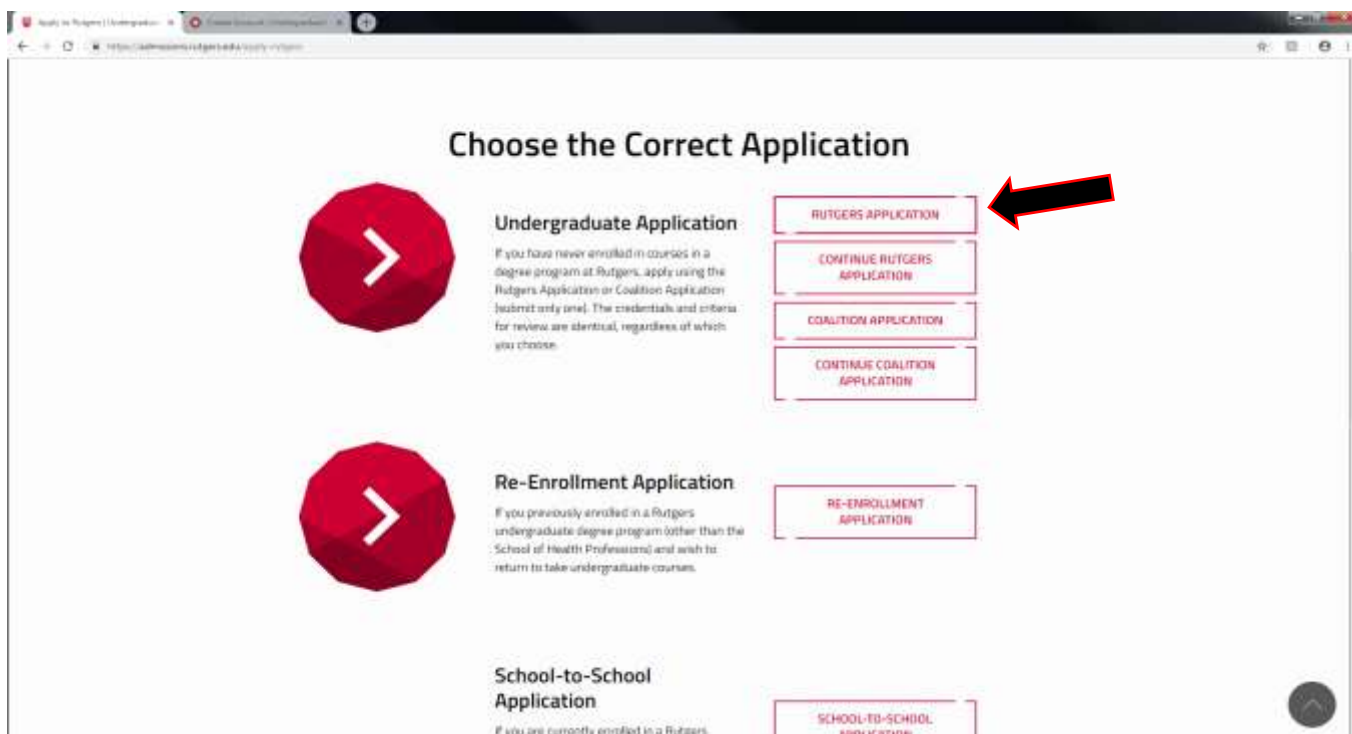
**HOW TO APPLY FOR ADMISSION TO RUTGERS UNIVERSITY AT
BROOKDALE COMMUNITY COLLEGE - LINCROFT**

Step 1: Access the Rutgers Undergraduate Admissions website: <http://admissions.rutgers.edu/>

Step 2: Click on **“Apply”** in the upper right corner



Step 3: Choose the Correct Application – Undergraduate Application – Click on **“Rutgers Application”**



Step 4: Create an account to begin your application

You can also click on **Related Links**, **Frequently Asked Questions (FAQS)** and **Preview the Transfer Application** before you get started.

CREATE ACCOUNT or Go back to previous page

Step 5: You can now begin the application process. Click on “Start the Application”

START YOUR APPLICATION

Step 6: Start the application by completing the Personal and Contact Information section.

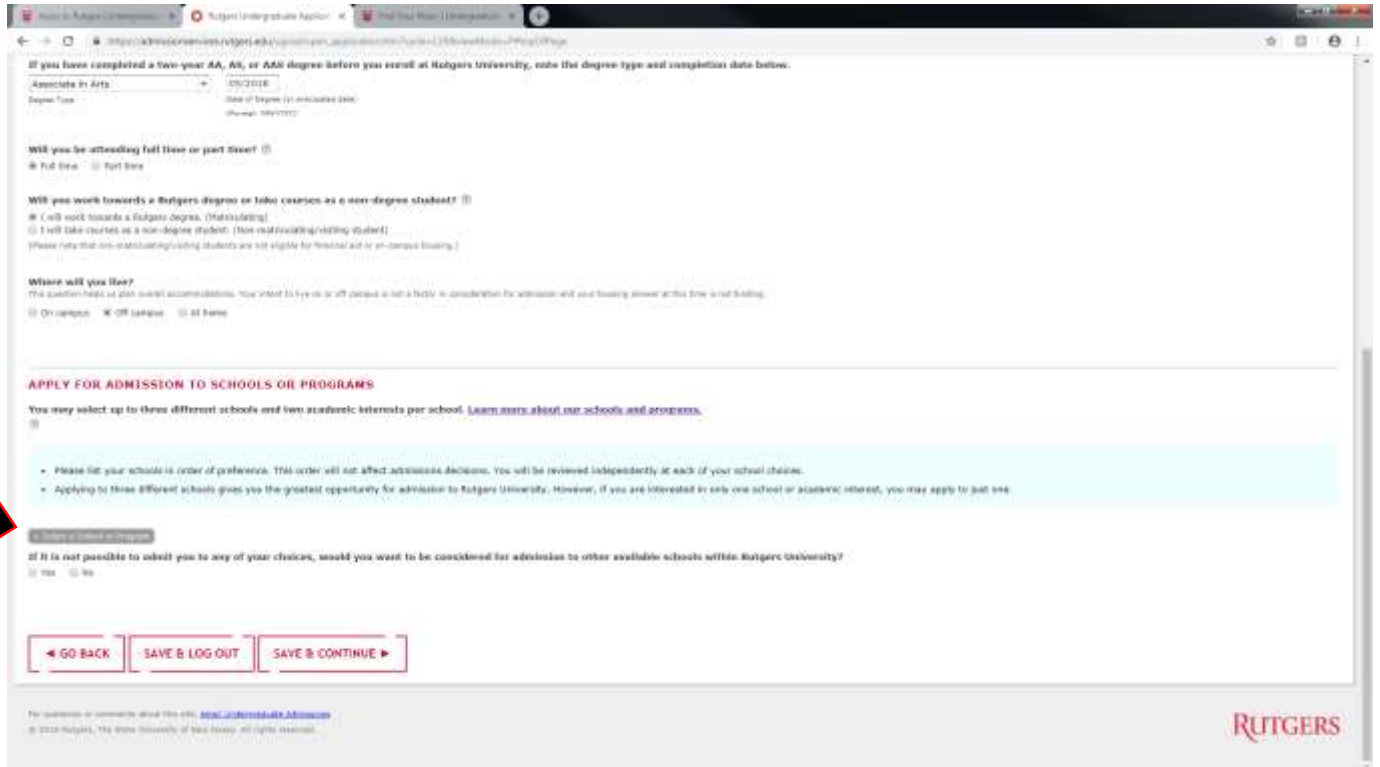
The screenshot shows the Rutgers Undergraduate Admission application form. The top navigation bar includes the Rutgers logo and links for 'Change Your Email Address', 'Related Links', and 'Save & Log out'. The main header indicates 'Undergraduate Admissions Online Services' and 'Application for 2019 Undergraduate Admission'. The 'PERSONAL INFORMATION' tab is selected, showing sections for 'Have you ever enrolled and attended courses in a degree program at Rutgers?', 'Have you already submitted an admissions application to any school at Rutgers for 2019 entry?', 'PERSONAL INFORMATION' (with fields for First Name, Middle Name, Last Name, and Suffix), 'Legal Res. States' (with checkboxes for NJ and Foreign), 'Date of Birth', 'Gender Identity (optional)', and 'CONTACT INFORMATION'.

Step 7: Complete the enrollment information.

- Once you click on the **Transfer** button, more information about your transfer status will appear.
- Choose all that apply to you and the number of credits you have completed.

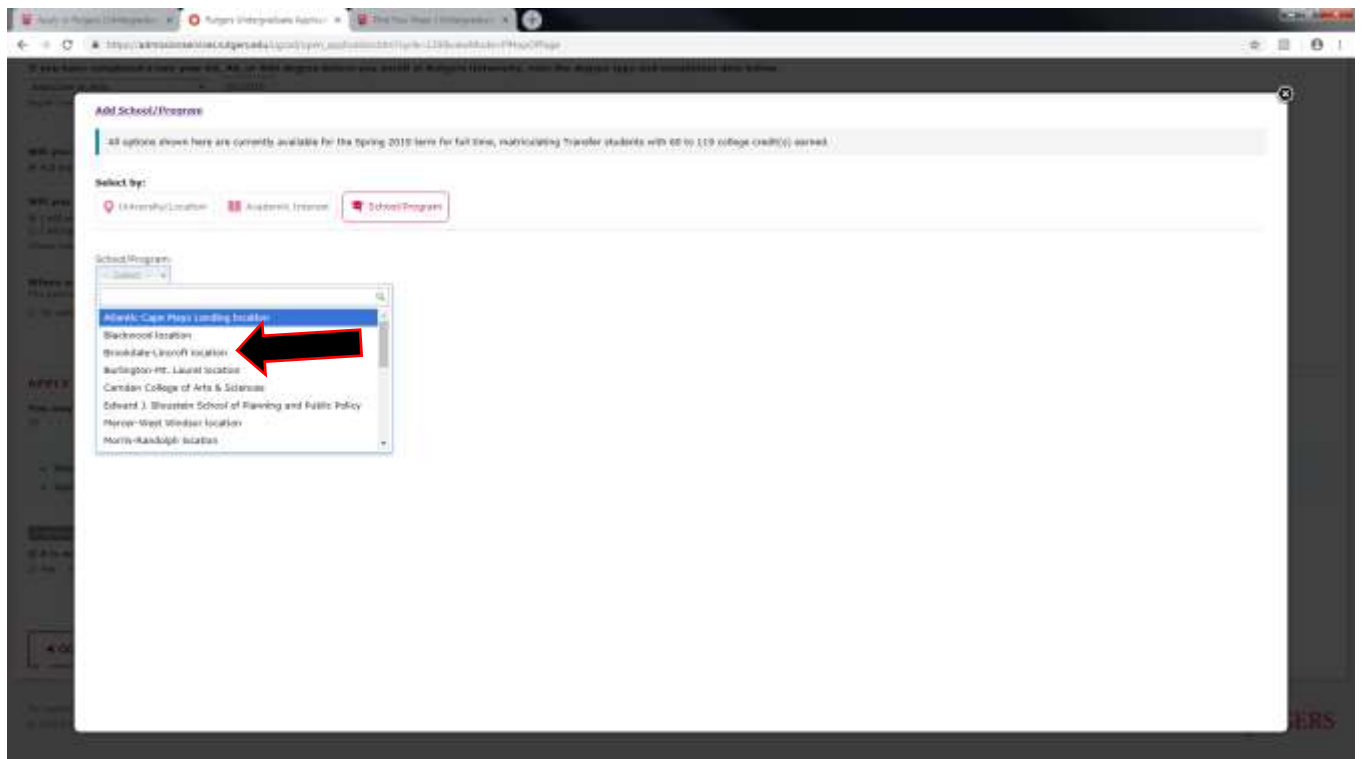
The screenshot shows the Rutgers Undergraduate Admission application form, Step 7: Enrollment Information. The 'ENROLLMENT INFORMATION' tab is selected. The form includes sections for 'What is the semester for which you are applying?', 'What will be your applicant type at the time of enrollment?', 'Choose all that apply', 'How many college credits will you have completed at a postsecondary institution prior to enrollment at Rutgers?', 'If you have completed a two-year AA, AB, or ASN degree before you enroll at Rutgers University, state the degree type and completion date below.', 'Will you be attending full time or part time?', and 'Will you work towards a Rutgers degree or take courses as a non-degree student?'. Two red arrows point to the 'Transfer' button and the 'Choose all that apply' section. The bottom of the form includes a section for 'APPLY FOR ADMISSION TO SCHOOLS OR PROGRAMS'.

Step 8: Once you have completed all the above questions, you will be prompted to **Select a School or Program** (see below).



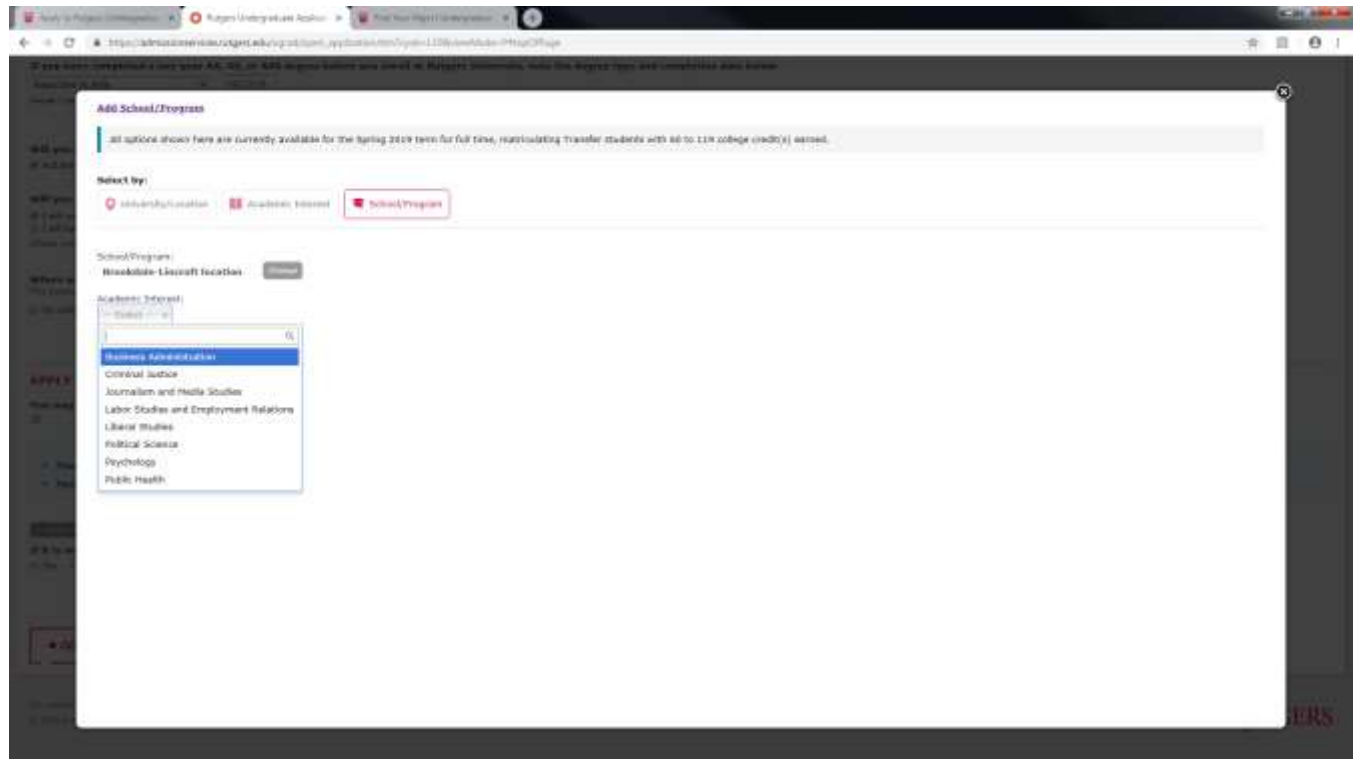
The screenshot shows the Rutgers Undergraduate Application form, Step 8: Select a School or Program. The form is titled "If you have completed a two-year AA, AB, or AAS degree before you enroll at Rutgers University, note the degree type and completion date below." and includes fields for "Associate in Arts", "Degree Type", and "Date of Degree (or anticipated date)". Below this, there are sections for "Will you be attending full time or part time?", "Will you work towards a Rutgers degree or take courses as a non-degree student?", and "Where will you live?". The main section is titled "APPLY FOR ADMISSION TO SCHOOLS OR PROGRAMS" and includes a note: "You may select up to three different schools and two academic interests per school. [Learn more about our schools and programs.](#)". A red arrow points to the "Select a School or Program" button. Below this button, there is a question: "If it is not possible to admit you to any of your choices, would you want to be considered for admission to other available schools within Rutgers University?". At the bottom, there are three buttons: "GO BACK", "SAVE & LOG OUT", and "SAVE & CONTINUE".

Step 9: Click “Select by School/Program” and scroll down to **Brookdale-Lincroft location**

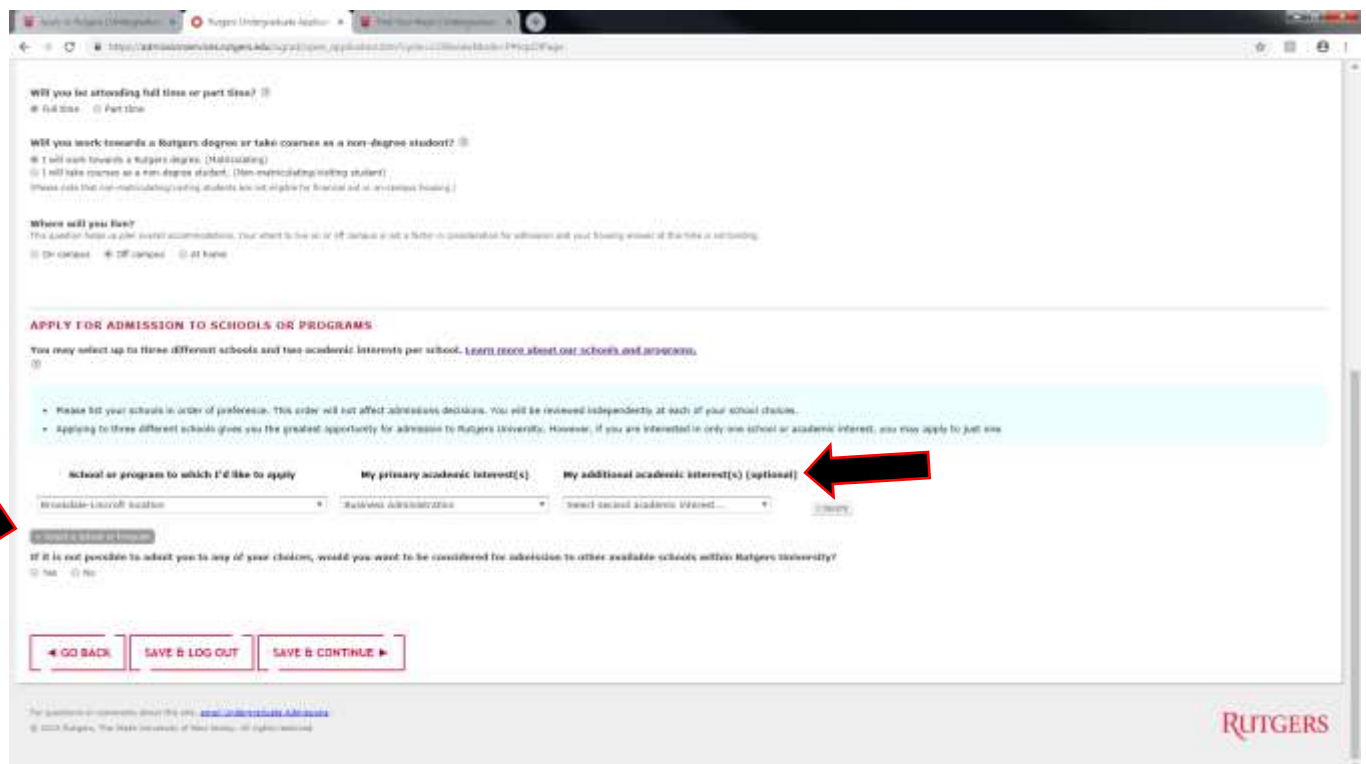


The screenshot shows the Rutgers Undergraduate Application form, Step 9: Select a School or Program. The form is titled "Add School/Program" and includes a note: "All options shown here are currently available for the Spring 2019 term for full time, matriculating transfer students with 60 to 119 college credit(s) earned." Below this, there are three tabs: "Location", "Academic Interest", and "School/Program". The "School/Program" tab is selected. A dropdown menu is open, showing a list of schools and programs. A red arrow points to the "Brookdale-Lincroft location" option in the list.

Step 10: Click on your “Academic Interest” and click on **Save**



You may select up to three different schools and two academic interests per school (see below)



Please be sure to complete the rest of the application and click “submit” when you are finished.

Additional information:

- The admissions essay is recommended for transfer applicants as an opportunity to add additional information about yourself.
- Submit all transcripts to:
Undergraduate Admissions Operations Center
Rutgers, The State University of New Jersey
65 Davidson Road, Room 202
Piscataway, NJ 08854-8097

OR electronically at transcripts@admissions.rutgers.edu

If you have any questions while completing the application, please contact:

Lorraine Mitsiopoulos
Program Coordinator
Rutgers University at Brookdale Community College – Lincroft
848-267-0234
lorraine.mitsiopoulos@rutgers.edu