

# Canvas Tips for Students

## Canvas Introduction

**Canvas** is the learning management system that Brookdale has selected for delivery of online and web enhanced courses. You access Canvas through your web browser. A web browser is a computer program that you use to access the Internet, such as Mozilla Firefox and Google Chrome. The recommended browsers for running Canvas are Firefox and Chrome. Mac users may also use Safari. Canvas recommends avoiding Internet Explorer.




Chrome, Firefox, and Safari icons

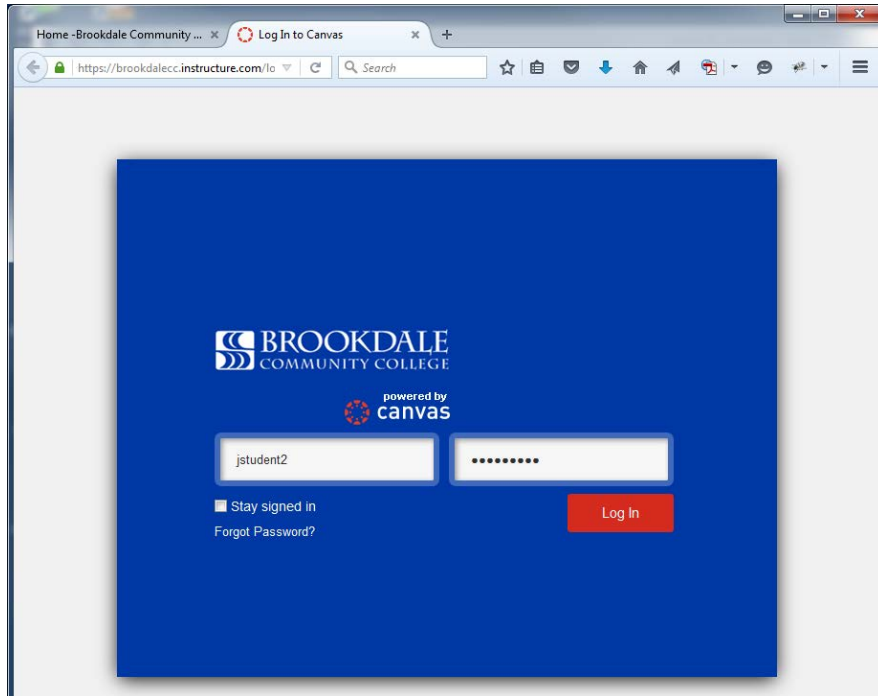
Use your browser to navigate to the Brookdale home page, [www.brookdalecc.edu](http://www.brookdalecc.edu). Click the My Brookdale button, then select Canvas from the dock.

MyBrookdale button

Canvas icon

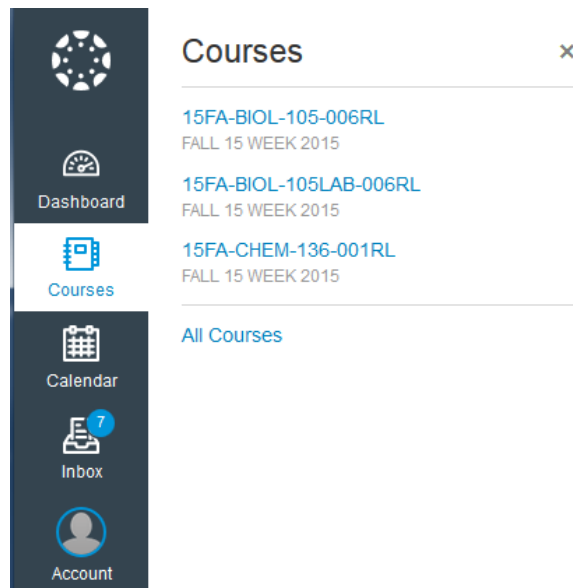


Canvas opens a new window. Enter your username and password, then click Log In. Use the same credentials you use to access all online services at Brookdale.

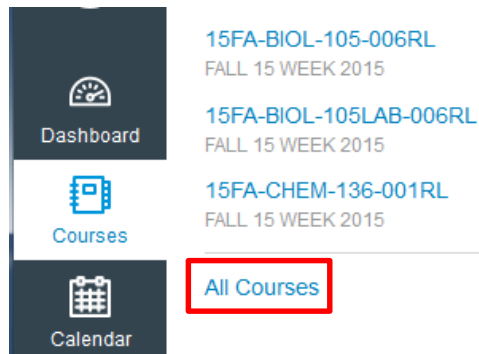


Canvas login screen

Click on a course tile on the home screen or click Courses on the left side of the screen. A list appears with courses available to you. If some courses that you're expecting to see don't appear, click All Courses. Select the course you wish to view.



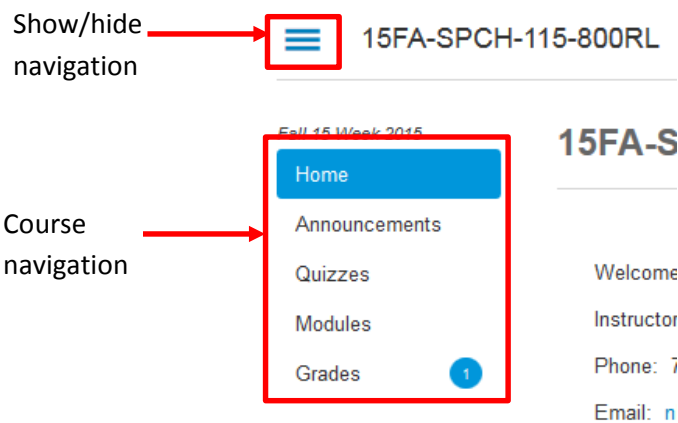
Courses



All Courses

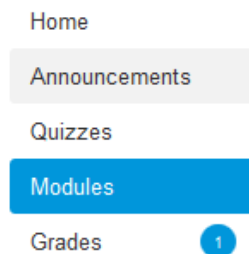
The course home screen may be a webpage that your professor designed, or it may list recent activity in the course.

On the left side of the screen, you will see the course navigation bar. The course navigation bar contains links to many different screens. **Note:** If the navigation bar does not appear, click the show/hide button at the top of the screen near the course title.



Course Navigation

You'll probably want to start your course by clicking on Modules, then moving through the items in sequence.



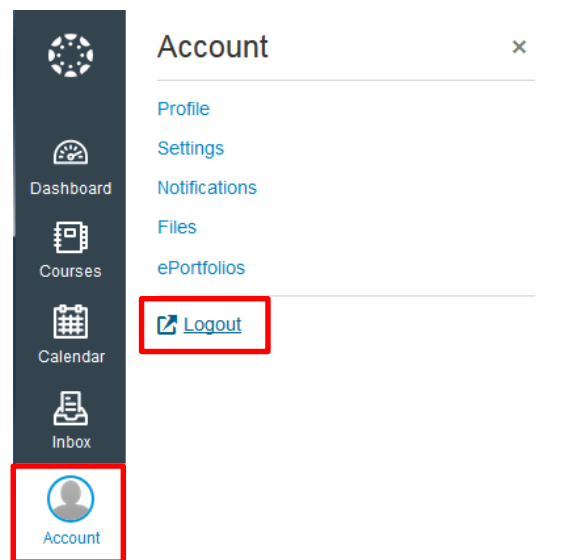
## Modules in course navigation

The modules screen lists the course items you are expected to complete, often in sequential order. Your professor may organize modules by weeks, units, or some other criteria. Canvas courses are typically organized into modules which contain different types of learning objects including readings, discussions, quizzes, and assignments.

Unit 1: Focus on Learning			
Unit 1 Learning Guide			
Learning Strategies			
Discussions			
Discussion Forum 2: Differences	Oct 24	10 pts	
Differences Teaching Online versus			
Quizzes			
Bloom's Taxonomy Quiz	Oct 10	10 pts	
Quality Matters Quiz	Oct 17	10 pts	
Canvas Technical Course			
NEW Optional Reading - Study			

## Course Module

When you're finished working in Canvas, be sure to protect your privacy by logging out. Click Account and then Logout in the lower-left corner of the screen.



Account > Logout